DIN 41612 Right Angle Female Extended(120 Positions) Type R Connectors

ROHS COMPLIANT

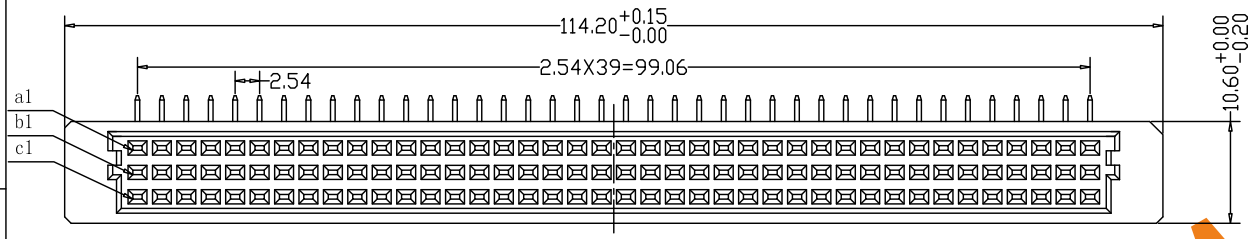

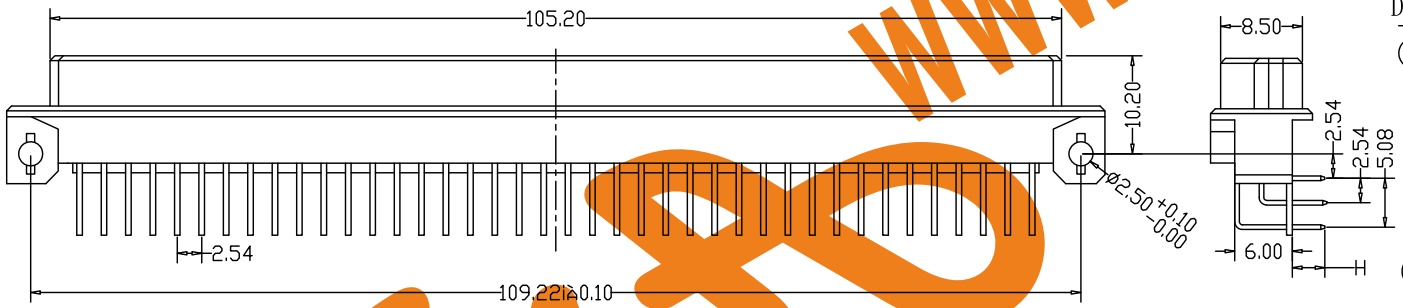

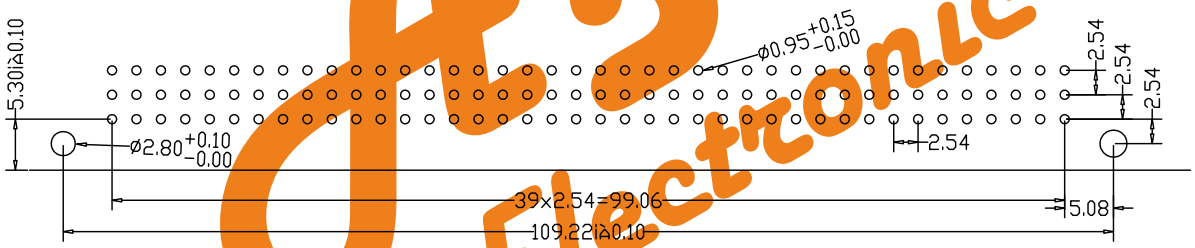

Recommended P.C.B. Layout

SPECIFICATION

Current Rating:	2.0Amp
Insulation Resistance:	100000MΩ min. at DC 100V
Contact Resistance:	20MΩ max
Withstand Voltage:	AC 1000V For 1 Minute
Operating Temperature:	-55° C to +105° C
Contact Material:	Brass
Contact Plating:	Au or Sn Over Ni
Insulator Material:	PBT+30%GF UL 94V-0
Insertion Force:	96 pin max. 90N
Withdrawal Force:	0.15N min. per individual contact

Ordering Code:

DFR - XX - X - X - X -308
(1) (2) (3) (4) (5)

(1) Series No:

(2) No. of Contacts
40P 64P 80p 120p

(3) Termination
B:Right tail length H=3.0mm
J:Right tail length H=7.0mm

(4) Rows Loaded With Contacts
A:Row a
C:Row a+b
D:Row a+c
F:Row a+b+c
D1:Row a+c(2,4,6...)
F1:Row a+b+c(2,4,6...)

(5) Contact Plating
G0: Gold flash
S0: Gold flash/Ni
G1: 3u″ Gold
S1: 3u″ Gold/Ni
G2: 5u″ Gold
S2: 5u″ Gold/Ni
G3: 10u″ Gold
S3: 10u″ Gold/Ni
G4: 15u″ Gold
S4: 15u″ Gold/Ni
G5: 30u″ Gold
S5: 30u″ Gold/Ni
SN: Tin

Unless Otherwise specified tolerance
X.±0.35
X.X:±0.25
X.XX:±0.20
X.XXX:±0.15

SCALE: As Shown
UNIT: mm

WWW.AsA-Elec.com
AsA Electronic Co.
Tel : (+98) 21 66 73 56 82 Mob : (+98) 912 03 161 02

REV	DESCRIPTION	DATE
	Add option of plating	10/8/1

DRAWN: jnufon
CHECKED:Yan
APPROVED

TITLE: Right Angle Female Extended(120 Positions) Type R Connectors
DRAWING NO: DFR-XX-XXX-308
PRODUCT NO: DFR-XX-XXX-308

WWW.AsA-Elec.com
AsA Electronic